

(I) (a) Statement showing Shareholding Pattern


Name of the Company: BHARTIYA INTERNATIONAL LTD.
Scrip Code, Name of the scrip, class of security: 526666 / BIL, EQ
Quarter Ended. 31.03.2015

Partly Paid-up shares:-	No. of partly paid-up shares	As a % of total no. of partly paid-up Shares	As a % of total no. of shares of the Company
Held by promoter/promoter group	N.A.	N.A.	
Held by public	N.A.	N.A.	
Total	N.A.	N.A.	
Outstanding convertible securities:-	No. of outstanding securities	As a % of total no. of outstanding convertible securities	As a % of total no. of shares of the Company, assuming full conversion of the convertible
Held by promoter/promoter group	N.A.	N.A.	
Held by public	N.A.	N.A.	
Total			
Warrants:-	No. of warrants	As a % of total no. of warrants	As a % of total no. of shares of the Company, assuming full conversion of warrants
Held by promoter/promoter group	500000	100	4.29
Held by public	N.A.	N.A.	
Total	500000	100	4.29
Total paid-up capital of the Company, assuming full conversion of warrants and convertible securities	11663848		100

Category code (I)	Category of shareholder (II)	Number of shareholders (III)	Total number of shares (IV)	Number of shares held in dematerialized form (V)	Total shareholding as a percentage of total number of shares		Shares Pledged or otherwise encumbered	
					As a percentage of (A+B) ¹ (VI)	As a percentage of (A+B+C) (VII)	Number of Shares (VIII)	As a Percentage (IX) = (VIII)/(IV)*100
(A)	Promoter and Promoter Group ²							
-1	Indian							
(a)	Individuals/ Hindu Undivided Family	7	2102636	2102636	18.83	18.83	-	-
(b)	Central Government/ State Government(s)	-	-	-	-	-	-	-
(c)	Bodies Corporate	4	3061926	3061926	27.43	27.43	-	-
(d)	Financial Institutions/ Banks	-	-	-	-	-	-	-
(e)	Any Other (specify)	-	-	-	-	-	-	-
	Sub-Total (A)(I)	11	5164562	5164562	46.26	46.26	-	-




Category code (I)	Category of shareholder (II)	Number of shareholders (III)	Total number of shares (IV)	Number of shares held in dematerialized form (V)	Total shareholding as a percentage of total number of shares		Shares Pledged or otherwise encumbered	
					As a percentage of (A+B) ¹ (VI)	As a percentage of (A+B+C) (VII)	Number of Shares (VIII)	As a Percentage (IX) = (VIII) / (IV)*100
-2	Foreign							
(a)	Individuals (Non-Resident Foreign) Individuals/ Individuals)	0	0	0	0.00	0.00	-	-
(b)	Bodies Corporate	0	0	0	0.00	0.00	-	-
(c)	Institutions	0	0	0	0.00	0.00	-	-
(d)	Any Other (specify)	0	0	0	0.00	0.00	-	-
	Sub-Total (A)(2)	0	-	0	0.00	0.00	-	-
	Total Shareholding of Promoter and Promoter Group (A) = (A)(1)+(A)(2)	11	5164562	5164562	46.26	46.26	-	-
(B)	Public shareholding ³						-	-
-1	Institutions							
(a)	Mutual Funds/ UTI	2	3000	0	0.03	0.03	-	-
(b)	Financial Institutions/ Banks	5	2112	1812	0.02	0.02	-	-
(c)	Central Government/ State Government(s)	0	0	0	0.00	0.00	-	-
(d)	Venture Capital Funds	0	0	0	0.00	0.00	-	-
(e)	Insurance Companies	0	0	0	0.00	0.00	-	-
(f)	Foreign Institutional Investors	10	777211	750611	6.96	6.96	-	-
(g)	Foreign Venture Capital Investors	0	0	0	0.00	0.00	-	-
(h)	Any Other (specify)	0	0	0	0.00	0.00	-	-
	Sub-Total (B)(1)	17	782323	752423	7.01	7.01	-	-
-2	Non-institutions				0.00	0.00	-	-
(a)	Bodies Corporate	191	2913574	2904974	26.10	26.10	-	-
(b)	Individuals - i. Individual shareholders holding nominal share capital up to Rs. 1 lakh.	5412	976959	843427	8.75	8.75	-	-
	ii. Individual shareholders holding nominal share capital in excess of Rs. 1 lakh	33	1044814	1044814	9.36	9.36	-	-




Category code (I)	Category of shareholder (II)	Number of shareholders (III)	Total number of shares (IV)	Number of shares held in dematerialized form (V)	Total shareholding as a percentage of total number of shares		Shares Pledged or otherwise encumbered	
					As a percentage of (A+B) ¹ (VI)	As a percentage of (A+B+C) (VII)	Number of Shares (VIII)	As a Percentage (IX) = (VIII)/(IV)*100
(c)	Any Other (specify)							
	NRI	30	162811	32811	1.46	1.46	-	-
	DIRECTOR (NRI)	1	20000	0	0.18	0.18	-	-
	DIRECTOR	1	98800	98600	0.88	0.88		
	TRUSTS	1	5	5	0.00	0.00	-	-
	Sub-Total (B)(2)	5669	5216963	4924631	46.73	46.73	-	-
	Total Public Shareholding (B)= (B) (1)+(B) (2)	5686	5999286	5677054	53.74	53.74	-	-
	TOTAL (A)+(B)	5697	11163848	10841616	100.00	100.00	-	-
(C)	Shares held by Custodians and against which Depository Receipts have been issued	-	-	-	-	-		
(1)	Promoter and Promoter Group						-	
(2)	Public							
	GRAND TOTAL (A)+(B)+(C)	5697	11163848	10841616	100.00	100.00	-	-

Note: 50,000 Shares were allotted by the Company pursuant to Employee Stock Option Plan 2013, on March 27, 2015. The Company is in the process of getting the same listed on the Stock Exchange. The same will be reflected in the next quarter shareholding pattern after giving credit to the beneficiary.



(1) Statement showing holding of securities (including shares, warrants, convertible securities) of persons belonging to the category "Promoter and Promoter Group"
 (b)

Sr. No.	Name of the shareholder	Detail of Shares held			Encumbered Shares (*)			Detail of Warrants			Detail of convertible securities		Total shares (including underlying shares assuming full conversion of warrants and convertible securities) as a % of diluted share capital
		Number of Shares held	As a % of grand total (A) + (B) + (C)	No.	As a percentage (VI) = (V) / (III)*100	As a % of grand total (A) + (B) + (C) of sub-clause (I)(a)	Number of Warrants held	As a % total number of warrants of the same class	Number of convertible securities held	As a % total number of convertible securities of the same class			
1	Snehdeep Aggarwal	1143362	10.24	-	-	-	(VIII)	(IX)	(X)	(XI)	(XII)	9.80	
2	Ranesh Bhatia	340250	3.05	-	-	-	-	-	-	-	-	2.92	
3	Ajrun Aggarwal	496150	4.44	-	-	-	-	-	-	-	-	4.25	
4	Parushni Aggarwal	7500	0.07	-	-	-	-	-	-	-	-	0.06	
5	Pawan Aggarwal	5000	0.04	-	-	-	-	-	-	-	-	0.04	
6	Karwal Aggarwal	60374	0.54	-	-	-	-	-	-	-	-	0.52	
7	Snehdeep & Co. HUF	50000	0.45	-	-	-	-	-	-	-	-	0.43	
8	Bhartiya Global Holdings Pvt. Ltd.	1350000	12.09	-	-	-	500000	4.29	-	-	-	11.57	
9	Bhartiya Finstock Pvt. Ltd.	681926	6.11	-	-	-	-	-	-	-	-	5.85	
10	Bhartiya Infotech Pvt Ltd	1000000	8.96	-	-	-	-	-	-	-	-	8.57	
11	R.L. Bhatia Associates Pvt. Ltd.	30000	0.27	-	-	-	-	-	-	-	-	0.26	
	TOTAL	5164562	46.26	-	-	-	-	-	-	-	-	44.28	




(1) Statement showing Shareholding securities (including shares, warrants, convertible securities) of persons belonging to the category "Public" and holding more than 1% of the total number of shares

Sr. No.	Name of the shareholder	Number of shares held	Shares as a percentage of total (A)+(B)+(C) indicated in Statement at para (D)(a) above]	Detail of Warrants		Detail of convertible securities		Total shares (including underlying shares assuming full conversion of warrants and convertible securities) as a % of diluted share capital
				Number of Warrants held	As a % total number of warrants of the same class	Number of convertible securities held	% w.r.t. total number of convertible securities of the same class	
1	Arvinder Kaur	130000	1.16	-	-	-	-	1.11
2	Appreal Holding Pvt. Ltd.	387356	3.47	-	-	-	-	3.32
3	Goldline Carpets Pvt. Ltd.	168300	1.51	-	-	-	-	1.44
4	Share point Pvt. Ltd.	285500	2.56	-	-	-	-	2.45
5	Dwartadhush Trading Pvt. Ltd	240000	2.15	-	-	-	-	2.06
6	Morgan Stanley Asia (Singapore)/PTE	745315	6.68	-	-	-	-	6.39
7	Garesh Stockinvest Pvt. Ltd	122094	1.09	-	-	-	-	1.05
8	Spirit Impex Pvt. Ltd	1200000	10.75	-	-	-	-	10.29
	TOTAL	3278565	29.37	-	-	-	-	28.11

(1) Statement showing Shareholding securities (including shares, warrants, convertible securities) of persons (together with PAC) belonging to the category "Public" and holding more than 5% of the total number of shares of the Company

Sr. No.	Name of the shareholder(s) and the Persons Acting in Concert (PAC) with them	Number of shares	Shares as a percentage of total (A)+(B)+(C) indicated in Statement at para (D)(a) above]	Detail of Warrants		Detail of convertible securities		Total shares (including underlying shares assuming full conversion of warrants and convertible securities) as a % of diluted share capital
				Number of Warrants held	As a % total number of warrants of the same class	Number of convertible Securities held	% w.r.t. total number of convertible securities of the same class	
1	Spirit Impex Pvt. Ltd	1200000	10.75	-	-	-	-	10.29
2	Morgan Stanley Asia (Singapore) PTE	745315	6.68	-	-	-	-	6.39
	TOTAL	1945315	17.35	-	-	-	-	16.68



(I) Statement showing details of locked-in shares

Sr. No.	Name of the shareholder	Number of locked-in shares	Locked-in shares as a percentage of total number of shares i.e., Grand Total (A)+(B)+(C) indicated in Statement at para (I)(a) above]	Promoter/ Promoter Group/ Public
1	Bhartiya Global Holdings Pvt Ltd	500000	4.48	Promoter Group
2	Vikas Malhotra	40000	0.36	Non -Promoter Group
3	Sasi Madathil	20000	0.18	Non -Promoter Group
4	Manoj Khattar	20000	0.18	Non -Promoter Group
5	Rudrapatna Janardhan Shamasunder	10000	0.09	Non -Promoter Group
6	Alok Chandra Nigam	10000	0.09	Non -Promoter Group
	TOTAL	600000	5.37	

(II) Statement showing details of Depository Receipts (DRs)

Sr. No.	Type of outstanding DR (ADRs, GDRs, SDRs, etc.)	Number of outstanding DRs	Number of shares underlying outstanding DRs	Shares underlying outstanding DRs as a percentage for total no. of shares i.e., Grand Total (A)+(B)+(C) indicated in Statement at para (I)(a) above]
1	-	-	-	
2	-	-	-	
	TOTAL	-	-	

(II) Statement showing Holding of Depository Receipts (DRs), where underlying shares held by promoter/promoter group are in excess of 1% of the total number of shares

Sr. No.	Name of the DR Holder	Type of outstanding DR (ADRs, GDRs, SDRs, etc.)	Number of shares underlying outstanding DRs	Shares underlying outstanding DRs as a percentage for total no. of shares i.e., Grand Total (A)+(B)+(C) indicated in Statement at para (I)(a) above]
1	-	-	-	
2	-	-	-	
	TOTAL	-	-	

(III) Statement showing the voting pattern of shareholders, if more than one class of shares/securities is issued by the issuer. (Give description of voting rights for each class of security) -N.A.

Class X:
Class Y:
Class Z:

